

Name SAM SAMPLE **ImPACT Passport ID** J4LD-7M5V-TAME

Date of birth Dec 23, 2000 **Gender** Male

Organization ABC High School

Native Country/Region United States

Native Language English

Second Language

Years of education completed **Repeated one or more years of school** No

(excluding kindergarden) 14 **Diagnosed learning disability** No

Received speech therapy No **Diagnosed with ADD/ADHD** No

Attended special education classes No

Current sport Football

Primary position/event/class tight end

Current level of participation High School

Years of experience at this level 2

CONCUSSION HISTORY

Number of times diagnosed with a concussion (excluding current injury) 1 **Treatment for:**

- Headaches by physician No

- Migraine headaches by physician No

Number of concussions resulting in: - Epilepsy/seizures No

- Loss of consciousness 0 - Brain surgery No

- Confusion 1 - Meningitis No

- Difficulty remembering events that - Substance or alcohol abuse No

occurred immediately after injury 1 - Psychiatric condition (depression/

- Difficulty remembering events that anxiety) No

occurred immediately before injury 1

Diagnosed with dyslexia No

Total games missed as a result of all **Diagnosed with autism** No

concussions combined 3

Strenuous exercise in the last 3 hours No

| | | | | | |
|-----------------|--------------|---------------|---------------|--------------|---------------|
| Exam Type | Baseline | Post-Injury 1 | Post-Injury 1 | Baseline | Post-Injury 1 |
| Age When Tested | 15 | 15 | 16 | 19 | 19 |
| Date Tested | Jan 20, 2016 | Sep 02, 2016 | Mar 14, 2017 | Aug 21, 2020 | Aug 24, 2020 |
| Concussion Date | | | | | Aug 22, 2020 |
| Exam Language | English | English | English | English | English |
| Test Version | 2.1 | 2.1 | 3.2.1 | 3.12.0 | 3.12.0 |
| Pointing Device | n/a | n/a | n/a | Mouse | Trackpad |

COMPOSITE SCORE

A indicates old normative data set, B indicates new normative data set.

| | A | | A | | A | | B | | B | |
|------------------------------|------|-----|-------------|-----|-----------|-----|-------|-----|--------------|-----|
| Memory composite (verbal) | 84 | 56% | 95 | 91% | 71 | 10% | 98 | 88% | 85 | 39% |
| Memory composite (visual) | 46 | <1% | 59 | 14% | 42 | <1% | 95 | 93% | 89 | 79% |
| Visual motor speed composite | 42.6 | 85% | 39.65 | 74% | 42.42 | 65% | 48.28 | 88% | 37.02 | 45% |
| Reaction time composite | 0.48 | 96% | 0.57 | 66% | 0.49 | 90% | 0.52 | 87% | 0.60 | 64% |
| Impulse control composite | 11 | | 15 | | 68 | | 14 | | 21 | |
| Total Symptom Score | 2 | | 16 | | 4 | | 1 | | 46 | |

TWO-FACTOR SCORES

| | | | | | |
|--------|-----|-----|-----|------|-------|
| Memory | n/a | n/a | n/a | 1.26 | 0.35 |
| Speed | n/a | n/a | n/a | 0.07 | -0.35 |

Scores in **bold red** type exceed the Reliable Change Index (RCI) when compared to the baseline score. However, scores that do not exceed the RCI index may still be clinically significant. Percentile scores if available are listed in small type.

| | | | | | |
|------------------------|--|-----|---|---------|----|
| Hours slept last night | | 8.5 | 8 | Skipped | 11 |
| Medication | | | | Skipped | |

ImPACT Applications clinical reports are not intended to provide a diagnosis or decision about the Test Taker. Testing results should be interpreted only by qualified healthcare professionals.

WORD MEMORY

| | | | | | |
|------------------------------|------|------|-----|-----|-----|
| Hits (immediate) | 12 | 12 | 12 | 12 | 10 |
| Correct distractors (immed.) | 12 | 12 | 0 | 10 | 12 |
| Learning percent correct | 100% | 100% | 50% | 92% | 92% |
| Hits (delay) | 11 | 10 | 12 | 11 | 8 |
| Correct distractors (delay) | 12 | 12 | 0 | 12 | 12 |
| Delayed memory % correct | 96% | 92% | 50% | 96% | 83% |
| Total percent correct | 98% | 96% | 50% | 94% | 88% |

DESIGN MEMORY

| | | | | | |
|------------------------------|-----|-------|-----|-----|-----|
| Hits (immediate) | 10 | 6 | 12 | 10 | 11 |
| Correct distractors (immed.) | 3 | 9 | 0 | 11 | 12 |
| Learning percent correct | 54% | 63% | 50% | 88% | 96% |
| Hits (delay) | 5 | 7 | 12 | 11 | 11 |
| Correct distractors (delay) | 6 | 7 | 0 | 11 | 11 |
| Delayed memory % correct | 46% | 58% | 50% | 92% | 92% |
| Total percent correct | 50% | 60.5% | 50% | 90% | 94% |

X's AND O's

| | | | | | |
|-------------------------------------|------|------|------|------|------|
| Total correct (memory) | 5 | 7 | 4 | 12 | 10 |
| Total correct (interference) | 120 | 106 | 73 | 115 | 109 |
| Average correct RT (interference) | 0.4 | 0.5 | 0.43 | 0.44 | 0.44 |
| Total incorrect (interference) | 11 | 14 | 67 | 14 | 21 |
| Average incorrect RT (interference) | 0.32 | 0.38 | 0.26 | 0.35 | 0.34 |

SYMBOL MATCH

| | | | | | |
|------------------------------|------|------|------|------|------|
| Total correct (visible) | 27 | 27 | 25 | 26 | 26 |
| Average correct RT (visible) | 1.2 | 1.51 | 1.28 | 1.40 | 1.27 |
| Total correct (hidden) | 5 | 8 | 7 | 9 | 6 |
| Average correct RT (hidden) | 1.33 | 1.93 | 1.42 | 1.82 | 1.30 |

COLOR MATCH

| | | | | | |
|------------------------|------|------|------|------|------|
| Total correct | 9 | 9 | 9 | 9 | 9 |
| Average correct RT | 0.65 | 0.72 | 0.62 | 0.65 | 0.93 |
| Total commissions | 0 | 1 | 1 | 0 | 0 |
| Average commissions RT | 0 | 2.45 | 1.32 | 0.00 | 0.00 |

THREE LETTERS

| | | | | | |
|-----------------------------|------|------|------|------|------|
| Total sequence correct | 5 | 5 | 4 | 5 | 5 |
| Total letters correct | 15 | 15 | 13 | 15 | 15 |
| % of total letters correct | 100% | 100% | 87% | 100% | 100% |
| Average time to first click | 1.65 | 1.88 | 1.60 | 1.41 | 2.15 |
| Average counted | 18.4 | 18 | 22.2 | 22.6 | 15.6 |
| Average counted correctly | 18.4 | 17.6 | 22.2 | 22.6 | 15.6 |

SYMPTOM SCORE

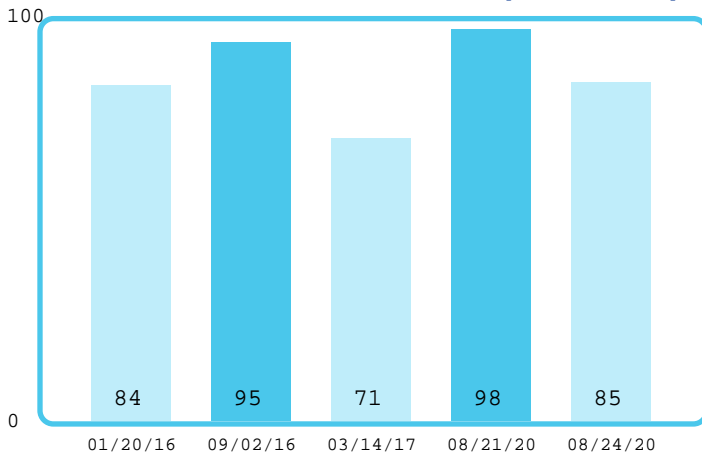
| | | | | | | |
|----------------------------|----------|-----------|----------|----------|-----------|------------|
| Headache | 0 | 2 | 0 | 0 | 3 | 5 |
| Nausea | 0 | 2 | 1 | 0 | 2 | 2 |
| Vomiting | 0 | 0 | 0 | 0 | 0 | 0 |
| Balance Problems | 0 | 1 | 0 | 0 | 2 | 3 |
| Dizziness | 0 | 1 | 0 | 1 | 2 | 4 |
| Fatigue | 0 | 1 | 1 | 0 | 3 | 3 |
| Trouble falling asleep | 0 | 0 | 1 | 0 | 2 | N/A |
| Sleeping more than usual | 0 | 0 | 0 | 0 | 4 | N/A |
| Sleeping less than usual | 1 | 0 | 1 | 0 | 0 | N/A |
| Drowsiness | 0 | 2 | 0 | 0 | 3 | 1 |
| Sensitivity to light | 1 | 1 | 0 | 0 | 3 | 4 |
| Sensitivity to noise | 0 | 0 | 0 | 0 | 2 | 2 |
| Irritability | 0 | 0 | 0 | 0 | 1 | 2 |
| Sadness | 0 | 0 | 0 | 0 | 0 | 0 |
| Nervousness | 0 | 2 | 0 | 0 | 2 | 3 |
| Feeling more emotional | 0 | 1 | 0 | 0 | 1 | 1 |
| Numbness or tingling | 0 | 0 | 0 | 0 | 0 | 1 |
| Feeling slowed down | 0 | 1 | 0 | 0 | 2 | 2 |
| Feeling mentally foggy | 0 | 2 | 0 | 0 | 3 | 3 |
| Difficulty concentrating | 0 | 0 | 0 | 0 | 5 | 4 |
| Difficulty remembering | 0 | 0 | 0 | 0 | 3 | 3 |
| Visual problems | 0 | 0 | 0 | 0 | 3 | 3 |
| Total Symptom Score | 2 | 16 | 4 | 1 | 46 | 46 |

First column displays symptoms immediately before test.
The ImPACT Symptom Increase Score.

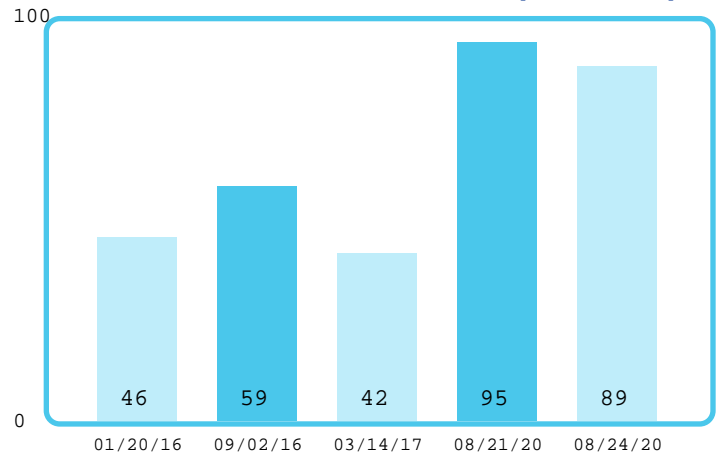
2019 TOTAL NF RVU VALUES

| CPT Code | Descriptor | NF RVU Value |
|----------|--|--------------|
| 96116 | Neurobehavioral status exam (clinical assessment of thinking, reasoning and judgement, e.g., acquired knowledge, attention, language, memory, planning and problem solving, and visual spatial abilities), by physician or other qualified health care professional, both face-to-face time with the patient and time interpreting test results and preparing the report; first hour | 2.70 |
| +96121 | Each additional hour (List separately in addition to code for primary procedure) | 2.32 |
| 96132 | Neuropsychological testing evaluation services by physician or other qualified health care professional, including integration of patient data, interpretation of standardized test results and clinical data, clinical decision making, treatment planning and report and interactive feedback to the patient, family member(s) or caregiver(s), when performed; first hour | 3.71 |
| +96133 | Each additional hour (List separately in addition to code for primary procedure) | 2.83 |
| 96136 | Psychological or neuropsychological test administration and scoring by physician or other qualified health care professional two or more tests, any method, first 30 minutes | 1.33 |
| +96137 | Each additional 30 minutes (List separately in addition to code for primary procedure) | 1.23 |
| 96138 | Psychological or neuropsychological test administration and scoring by technician, two or more tests, any method; first 30 minutes | 1.08 |
| +96139 | Each additional 30 minutes (List separately in addition to code for primary procedure) | 1.08 |
| 96146 | Psychological or neuropsychological test administration, with single automated instrument via electronic platform, with automated result only | 0.06 |

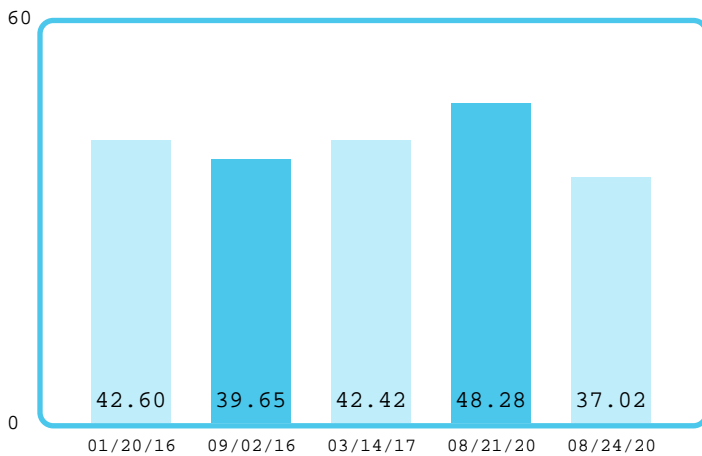
MEMORY COMPOSITE (VERBAL)



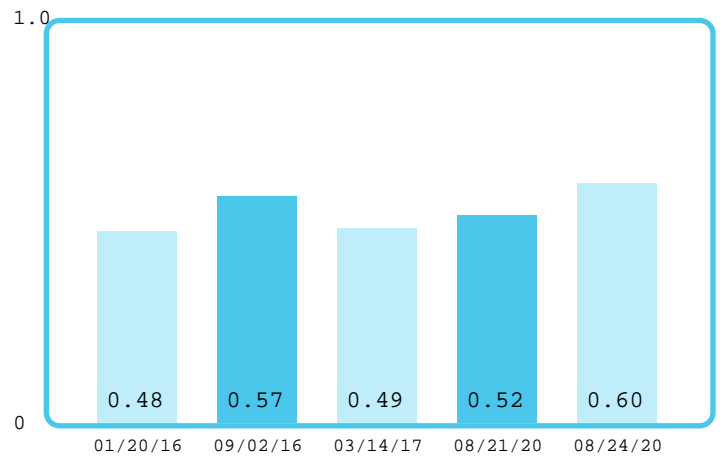
MEMORY COMPOSITE (VISUAL)



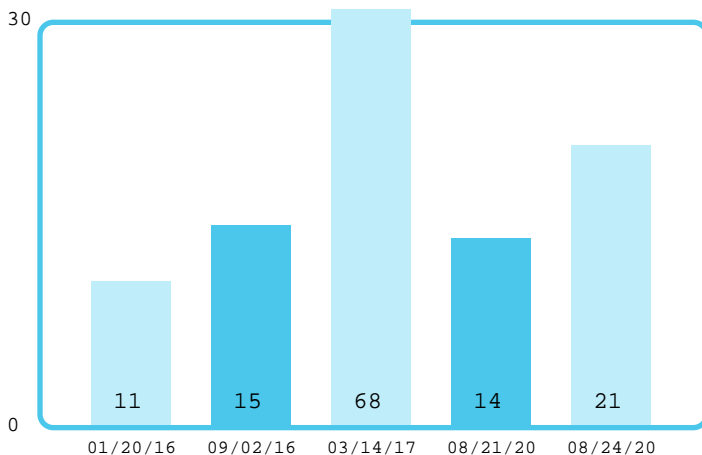
VISUAL MOTOR COMPOSITE



REACTION TIME COMPOSITE



IMPULSE CONTROL COMPOSITE



SYMPTOM SCORE

